


# Alton, Brighton, Clayton and Dalton

*The ambience of wrought iron.*

If you like picket fence, this series is certain to have a style you desire. The Alton provides the ultimate in picket fence simplicity, certain not to hide your favorite flowers and shrubs. The Brighton includes an intermediate height picket for greater decor . . . and the Clayton offers a similar design with a full height picket. If you would like some flair, look at the unique Dalton Series. This family of styles is sturdy, economical, and provides the ambience of the old wrought iron fence.



*Alton*

*The Alton offers the cleanliness of a single, full height picket design.*



*Brighton*

*The Brighton combines a full height picket and a mid-height for an interesting pattern. Brighton works well to highlight a yard or protect a swimming pool without impairing visibility.*

Standard Height Options:	48", 60", or 72"
Post Spacing Options:	6' center-to-center (Notice - Posts must be exactly centered to allow for expansion.)
Post Dimensions:	48" High Fence = 4" x 4" x 72" 60" High Fence = 4" x 4" x 96" 72" High Fence = 4" x 4" x 108"
Standard Post Depth: (Local conditions may require additional depth.)	48" High Fence = 24" Post Depth 60" High Fence = 36" Post Depth 72" High Fence = 36" Post Depth
Standard Cap Style	4"x4" Traditional (External Flange)
Horizontal Dimensions: Radius corner sections also available.	1 3/4" Thick x 3 1/2" Wide
Pickets (Verticals)	
Alton Spacing Between Pickets:	5"
Brighton, Clayton Spacing Between Pickets:	2"
Dalton Spacing Between Pickets:	2 1/8"
Picket Dimensions:	1" x 1"
Ground Clearance: (Grade variations will cause inconsistent ground clearance measurements.)	2"



*Clayton*

*The Clayton utilizes alternating full height pickets. The Clayton is an attractive accent to many home styles.*



*Dalton*

U.S. Patent No. D380,557

*The Dalton makes a wonderful backdrop for flowers or climbing plants.*

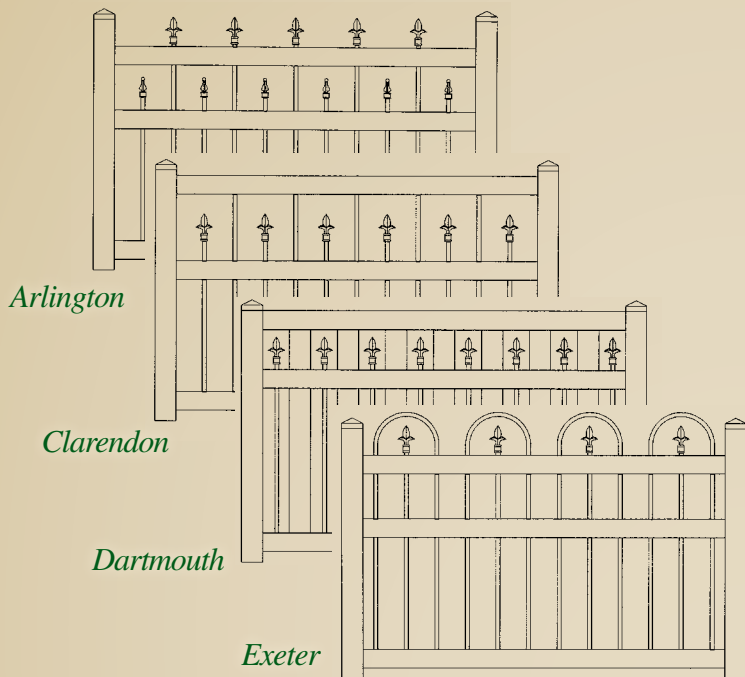


# Arlington, Clarendon, Dartmouth and Exeter

## We call it the Back Bay Series.

This interesting group of fence styles is both ornate and elegant. A unique combination of verticals topped with Quad finials and/ or Fleur de lis caps.

Select the style that offers just the right amount of privacy and visibility . . . there is a style to fit your home.



*Arlington*

A unique combination of alternating finials and caps.



*Clarendon*

The Clarendon features alternating verticals framed by strong horizontal rails.



Check with local building codes for pool enclosure regulations.

*Dartmouth*

The Dartmouth provides semi-privacy with a touch of Victorian tradition.



*Exeter*

The Exeter represents our most ornate Victorian style fence. It is perfect for the right setting.

Standard Height Options:	48", 60", or 72"
Post Spacing Options: (Notice - Posts must be exactly centered to allow for expansion.)	6' center-to-center
Post Dimensions:	48" High Fence = 4" x 4" x 72" 60" High Fence = 4" x 4" x 96" 72" High Fence = 4" x 4" x 108"
Standard Post Depth: (Local conditions may require additional depth.)	48" High Fence = 24" Post Depth 60" High Fence = 36" Post Depth 72" High Fence = 36" Post Depth
Standard Cap Style	4" x 4" Traditional (External Flange)
Horizontal Dimensions: Radius corner sections also available.	1 3/4" Thick x 3 1/2" Wide
Pickets (Verticals)	
Arlington & Clarendon Spacing	
Between Pickets:	4.75"
Exeter Spacing Between Pickets:	5"
Dartmouth Spacing Between Pickets:	2"
Picket Dimensions on Arlington, Clarendon, & Exeter:	1" x 1"
Picket Dimension on Dartmouth:	1" x 1" and 1" x 4"
Ground Clearance:	2"
(Grade variations will cause inconsistent ground clearance measurements.)	

It's your choice . . .



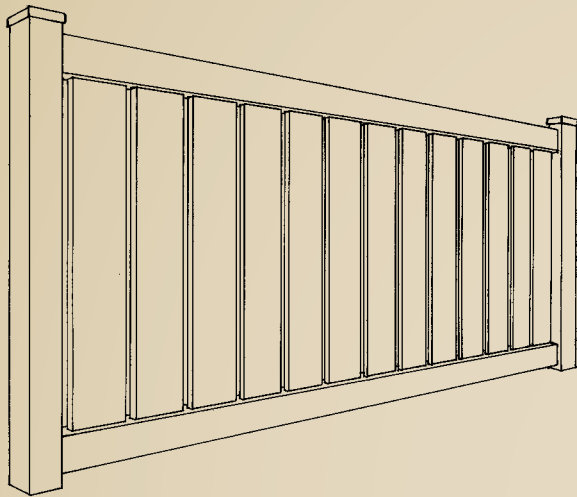
*Fleur de lis*



*Quad finials*

# Caribbean

The clean lines of Caribbean style fence are like a welcome sea breeze. Carefully spaced verticals let fresh air flow through without sacrificing the privacy you desire. Concerned about design? You'll find the sleek Caribbean style is complimentary to many of today's modern home styles. While your neighbors are scraping and painting their wood fence, you can lean back in your lawn chair and silently congratulate yourself for choosing Country Estate Fence, free from traditional maintenance.



*(Post ends optional)*

Standard Height Options:	48", 60", or 72"
Post Spacing Options: (Notice - Posts must be exactly centered to allow for expansion.)	6' or 8' center-to-center
Post Dimensions:	48" High Fence = 5" x 5" x 72" 60" High Fence = 5" x 5" x 96" 72" High Fence = 5" x 5" x 108"
Standard Post Depth: (Local conditions may require additional depth.)	48" High Fence = 24" Post Depth 60" High Fence = 36" Post Depth 72" High Fence = 36" Post Depth
Standard Cap Style	5" x 5" Traditional (External Flange)
Horizontal Dimensions:	1 3/4" Thick x 3 1/2" Wide
Pickets (Verticals) 6' Post Spacing 8' Post Spacing Dimensions:	5/8" Between Pickets 15/16" Between Pickets 1" Thick x 6" Wide
Ground Clearance: (Grade variations will cause inconsistent ground clearance measurements.)	2"




*(Gothic caps optional)*



# Dawson

The Dawson is designed for elegance. It is at home with many modern or classic American homes. Traditional Country Estate construction includes sturdy 5" x 5" posts, reinforced horizontals and exquisite cap design. Dawson provides semi-privacy with a hint of the landscape behind it. See your Country Estate authorized independent dealer for all of the details.



(Post ends optional)

Standard Height Options:	48", 60", 72"
Post Spacing Options:	8' center-to-center (Notice - Posts must be exactly centered to allow for expansion.)
Post Dimensions:	48" High Fence = 5" x 5" x 72" 60" High Fence = 5" x 5" x 96" 72" High Fence = 5" x 5" x 108"
Standard Post Depth:	48" High Fence = 24" Depth 60" High Fence = 36" Depth 72" High Fence = 36" Depth
Standard Post Cap:	5" x 5" Traditional (External Flange)
Horizontal Dimensions:	2" Thick x 3.5" Wide (Top) 2" Thick x 3.5" Wide (Middle) 2" Thick x 6" Wide (Bottom) Radius corner sections also available.
Picket Dimensions (Verticals):	1 1/2" Thick x 1 1/2" Wide
Ground Clearance:	2" (Grade Variations will cause inconsistent ground clearance measurements.)



(Post ends optional)



(Gothic caps optional)

## Our customers say it best . . .

I am very happy with the fence! I have had numerous compliments on the beauty of it. Friends and strangers have stopped to get a good look. Some come to the house to ask where and who put it in. Mr. Deem was very helpful in helping me decide location, length, end pieces, etc.

*M.E.C. - Charlton City, MA*

Our dealer was prompt to take care of our needs and requests. We are very pleased with the project.

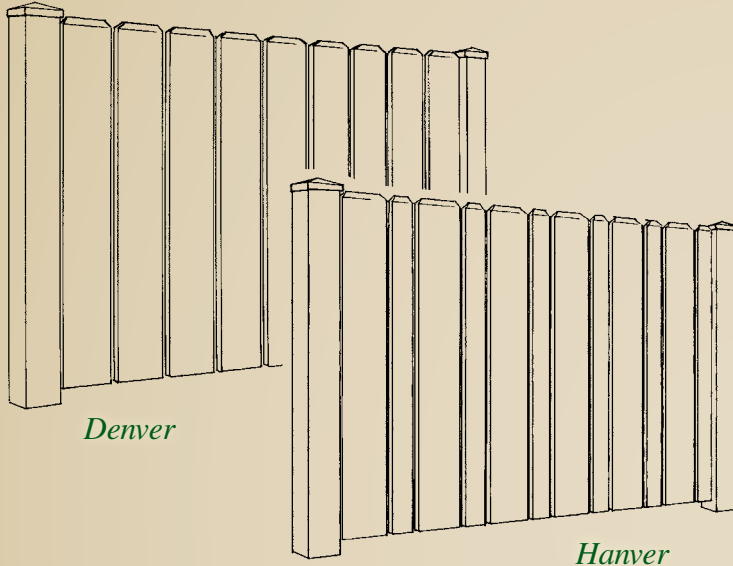
*M.R.J. - Omaha, NE*

With the expertise of Schiano Bros., my back yard looks like a million bucks!

*C.C. - Rosedale, NY*

# Denver and Hanver

Now the traditional "stockade" fence is available from Country Estate. This unique style provides privacy and air-flow. It works well as a screen for unsightly areas, and regardless of its age, The Denver style fence never needs painting. Of course, that also means it never needs scraping, and the finish will never peel or blister like painted wood. You can enjoy Denver with wide verticals or integrate a narrower Hannibal vertical between each Denver panel (we call it Hanver). The Hannibal and Denver caps are designed with identical bevels, so they look great together.



*Denver*  
(Gothic caps optional)



*Denver*  
(Post ends optional)



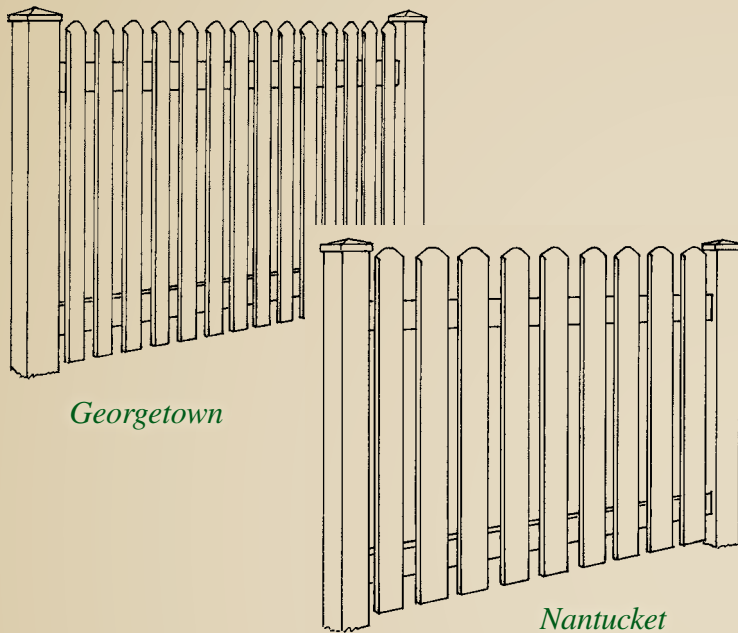
*Hanver*  
(Gothic caps optional)

Standard Height Options:	48", 60", or 72"
Post Spacing Options: (Notice - Posts must be exactly centered to allow for expansion.)	4' or 6' center-to-center
Post Dimensions:	48" High Fence = 5" x 5" x 84" 60" High Fence = 5" x 5" x 96" 72" High Fence = 5" x 5" x 108"
Standard Post Depth: (Local conditions may require additional depth.)	48" High Fence = 36" Post Depth 60" High Fence = 36" Post Depth 72" High Fence = 36" Post Depth
Standard Cap Style	5" x 5" Traditional (External Flange)
Horizontal Dimensions:	1 3/4" Thick x 3 1/2" Wide
Denver Pickets (Verticals)	
4' Post Spacing	1/8" Between Pickets
6' Post Spacing	5/8" Between Pickets
Dimensions:	1" Thick x 6" Wide
Hanver Pickets (Verticals)	
4' Post Spacing	25/32" Between Pickets
6' Post Spacing	1" Between Pickets
Dimensions:	1" Thick x 6" Wide & 7/8" Thick x 3" Wide
Ground Clearance:	2"
(Grade variations will cause inconsistent ground clearance measurements.)	

**COUNTRY**  
**ESTATE**  
FENCE

# Georgetown and Nantucket

Everybody loves the traditional American picket fence and Country Estate's Georgetown is the most durable and trouble-free picket fence ever. It is meticulously constructed of virgin polyvinyl chloride extrusions that never need painting. They simply shrug off chipping, cracking and rotting problems so common to wood construction. The finest improvement to picket fences came hundreds of years after the fence was originated . . . it's Country Estate's Georgetown.



(Gothic caps optional)



(Gothic caps optional)

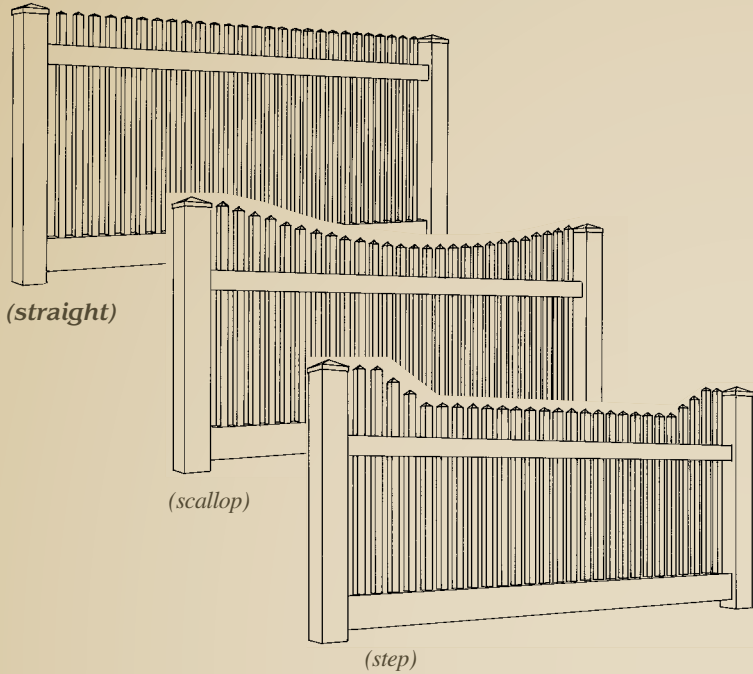


Standard Height Options:	36", 42", or 48"
Post Spacing Options:	4' or 6' Center to Center (Notice - Posts must be exactly centered to allow for expansion.)
Post Dimensions:	36" High Fence = 3 1/2" x 3 1/2" x 60" 42" High Fence = 3 1/2" x 3 1/2" x 66" 48" High Fence = 3 1/2" x 3 1/2" x 72"
Standard Post Depth:	36" High Fence = 24" Post Depth (Local conditions may require additional depth.) 42" High Fence = 24" Post Depth 48" High Fence = 24" Post Depth
Standard Cap Style	3 1/2" x 3 1/2" Traditional (External Flange)
Horizontal Dimensions:	1 3/4" Thick x 3 1/2" Wide
Pickets (Verticals)	Georgetown Spacing: 1 9/16" Between Pickets Nantucket Spacing: 1 3/4" Between Pickets
Picket Dimensions:	Georgetown: 3/4" Thick x 1 1/2" Wide Nantucket: 7/8" Thick x 3" Wide
Ground Clearance:	2" (Grade variations will cause inconsistent ground clearance measurements.)



# Hampton

The Hampton Series provides three distinct styles for widely varying American home designs, available with straight, scalloped, or the new step profile. Strong verticals provide plenty of air-flow and semi-privacy at the same time.



*Hampton*  
(straight)  
U.S. Patent No. D378,784 (Gothic caps optional)



*Hampton*  
(scallop)  
Check with local building codes for pool enclosure regulations.




*Hampton*  
(step)  
(New England caps optional)

Standard Height Options:	48", 60", or 72"
Post Spacing Options: (Notice - Posts must be exactly centered to allow for expansion.)	8' center-to-center
Post Dimensions:	48" High Fence = 5" x 5" x 72" 60" High Fence = 5" x 5" x 96" 72" High Fence = 5" x 5" x 108"
Standard Post Depth: (Local conditions may require additional depth.)	48" High Fence = 24" Post Depth 60" High Fence = 36" Post Depth 72" High Fence = 36" Post Depth
Standard Cap Style	5" x 5" Traditional (External Flange)
Horizontal Dimensions: Radius corner sections also available.	2" Thick x 3 1/2" Wide (Top) 2" Thick x 6" Wide (Bottom)
Pickets (Verticals) Picket Dimensions:	1 7/8" Between Pickets 1 1/2" Thick x 1 1/2" Wide
Ground Clearance: (Grade variations will cause inconsistent ground clearance measurements.)	2"

# Hannibal

You can almost hear the paddlewheelers churning down the Mississippi on a hot summer day. Country Estate brings the flavor of Mark Twain's time to today's residential settings with the Hannibal traditional board fence . . . without the whitewashing that even Tom Sawyer disliked. The Hannibal is constructed of rugged and durable virgin polyvinyl chloride extrusions that are carefree after installation. Boards won't rot or split nor nails rust with Country Estate fence because PVC construction has replaced them with UV resistance and a timeless feeling like those summers long ago.



*(Gothic caps optional)*



*(Gothic caps optional)*

Standard Height Options:	36", 42", or 48"
Post Spacing Options: (Notice - Posts must be exactly centered to allow for expansion.)	4' or 6' center to center
Post Dimensions:	36" High Fence = 3 1/2" x 3 1/2" x 60" 42" High Fence = 3 1/2" x 3 1/2" x 66" 48" High Fence = 3 1/2" x 3 1/2" x 72"
Standard Post Depth: (Local conditions may require additional depth.)	36" High Fence = 24" Post Depth 42" High Fence = 24" Post Depth 48" High Fence = 24" Post Depth
Standard Cap Style	3 1/2" x 3 1/2" Traditional (External Flange)
Horizontal Dimensions:	1 3/4" Thick x 3 1/2" Wide
Pickets (Verticals) Spacing Between Pickets: Dimensions:	1 3/4" 7/8" Thick x 3" Wide
Ground Clearance: (Grade variations will cause inconsistent ground clearance measurements.)	2"




*(Gothic caps optional)*

**COUNTRY**  
**ESTATE**  
FENCE



# Kensington

There was a time when fences were considered a restriction . . . a wall of sorts. Country Estate's many privacy and residential fence designs are changing that perception. Kensington's trim efficiency will add beauty and value to your property while allowing air flow. Your neighbors will recognize it as a strikingly beautiful addition to the neighborhood and it will never become an eye-sore begging for paint. The boards won't peel or blister, the nails won't rust, and the posts won't rot off. Country Estate Fence replaces those problems with ultra-violet resisters and impact modifiers that assure strength and beauty.



*(Gothic Caps optional)*

Standard Height Options: 48", 60", or 72"

Post Spacing Options: 6' or 8' center-to-center  
(Notice - Posts must be exactly centered to allow for expansion.)

Post Dimensions:  
48" High Fence = 5" x 5" x 72"  
60" High Fence = 5" x 5" x 96"  
72" High Fence = 5" x 5" x 108"

Standard Post Depth:  
(Local conditions may require additional depth.)  
48" High Fence = 24" Post Depth  
60" High Fence = 36" Post Depth  
72" High Fence = 36" Post Depth

Standard Cap Style 5" x 5" Traditional (External Flange)

Horizontal Dimensions: 1 3/4" Thick x 3 1/2" Wide

Pickets(Verticals)  
6' Post Spacing 1-7/32" Between Pickets  
8' Post Spacing 1 3/8" Between Pickets  
Dimensions: 1" Thick x 6" Wide and 1" Thick x 2" Wide

Ground Clearance: 2"  
(Grade variations will cause inconsistent ground clearance measurements.)



*(Gothic caps optional)*




*(Gothic caps optional)*



*(Gothic caps optional)*

# Lakeland and Hollingsworth


The Lakeland provides a solid privacy wall that features tongue-and-groove verticals for greater fence strength. Some Country Estate customers prefer Lakeland as pictured here . . . but others add a decorative eye-level layer of lattice. Lakeland has proven to be a solid choice among homeowners who want full privacy for their yard.



Lakeland

Lakeland Heavy-Duty

Hollingsworth



Lakeland (concave)

Lakeland (convex)



Lakeland



Lakeland (concave)



Lakeland (convex)




Hollingsworth

Standard Height Options:	48", 60", 72"
Post Spacing Options:	8' center-to-center (Note – Posts must be exactly centered to allow for expansion.)
Post Dimensions:	48" High Fence = 5" x 5" x 84" 60" High Fence = 5" x 5" x 96" 72" High Fence = 5" x 5" x 108"
Standard Post Depth:	48" High Fence = 34" Depth 60" High Fence = 34" Depth 72" High Fence = 34" Depth
Standard Post Cap:	5" x 5" Traditional (External Flange)
Horizontal Dimensions:	1" Thick x 6" Wide (Top/Each Side- Convex & Concave) 2" Thick x 7" Wide (Top-Mid) 2" Thick x 7" Wide (Bottom)
Picket Dimensions (Verticals):	7/8" Thick x 7" Wide
Ground Clearance:	2" (Grade Variations will cause inconsistent ground clearance measurements.)

<b>LAKELAND HEAVY-DUTY</b>	
Standard Height Options:	72"
Post Spacing Options:	8' center-to-center (Note – Posts must be exactly centered to allow for expansion.)
Post Dimensions:	72" High Fence = 5" x 5" x 108" (Heavy Wall)
Standard Post Depth:	72" High Fence = 34" Depth
Standard Post Cap:	5" x 5" Traditional (External Flange)
Horizontal Dimensions:	* 2" Thick x 6" Wide (Top, Middle, and Bottom)
Picket Dimensions (Verticals):	7/8" Thick x 7" Wide
Ground Clearance:	2" (Grade Variations will cause inconsistent ground clearance measurements.) * 2" Thick x 7" Top & Bottom

Lincolnshire features diamond shaped verticals for greater strength and reduced open space between pickets. The clean lines and dynamic shadowing appears the same from either side of the fence. This sturdy design looks great with modern home styles.



Standard Height Options:	48", 60", or 72"
Post Spacing Options:	8' center-to-center (Notice - Posts must be exactly centered to allow for expansion.)
Post Dimensions:	48" High Fence = 5" x 5" x 72" 60" High Fence = 5" x 5" x 96" 72" High Fence = 5" x 5" x 108"
Standard Post Depth: (Local conditions may require additional depth.)	48" High Fence = 22" Post Depth 60" High Fence = 34" Post Depth 72" High Fence = 34" Post Depth
Standard Cap Style	5" x 5" Traditional (External Flange)
Horizontal Dimensions:	3 1/2" Wide x 3 1/2" Thick (Top & Bottom) 1 3/4" Wide x 3 1/2" Thick (Middle) Radius corner sections also available.
Pickets (Verticals) Picket Dimensions:	3 1/4" Between Pickets 1 1/2" Wide x 1 1/2" Thick
Ground Clearance: (Grade variations will cause inconsistent ground clearance measurements.)	2"

## Our customers say it best . . .

I have had three wood fences with 20-year guarantees that have rotted out. This one will last and always look new.

*C.W. - Yorba Linda, CA*

We have received so many great comments about the Hampton fence. It was almost overwhelming. It truly changed the look of our house.

*G.P. - Carmel, IN*

I was very impressed with the quality of work performed by the installer. He was courteous, neat and a very skilled craftsman.

*E.G. - Oswego, IL*

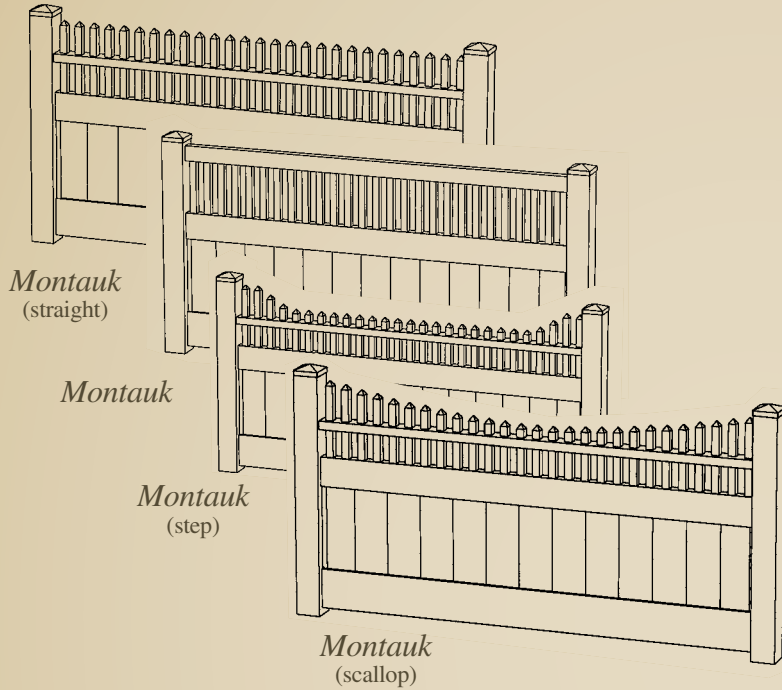
Both my wife and I are very happy with our fence. Some of our friends liked it also and have contracted Suburban Fence to install fences around their pools.

*R.G. - Bloomsburg, PA*



# Montauk

The Country Estate Montauk Series provides the privacy you desire beyond a simple wall. You can control the appearance by selecting one of our family of styles which has been designed by our Country Estate dealers to accommodate various home styles across America.



Standard Height Options:	48", 60", 72"
Post Spacing Options:	8' center-to-center (Note – Posts must be exactly centered to allow for expansion.)
Post Dimensions:	48" High Fence = 5" x 5" x 84" 60" High Fence = 5" x 5" x 96" 72" High Fence = 5" x 5" x 108"
Standard Post Depth:	48" High Fence = 34" Depth 60" High Fence = 34" Depth 72" High Fence = 34" Depth
Standard Post Cap:	5" x 5" Traditional (External Flange)
Horizontal Dimensions:	2" Thick x 7" Wide (Bottom) 2" Thick x 7" Wide (Middle) 2" Thick x 3 1/2" Wide (Top – Montauk only) 1 3/4" Thick x 3 1/2" Wide (Top - Montauk Point Straight, Scallop, and Step)
Picket Dimensions (Verticals):	7/8" Thick x 7" Wide (Bottom) 1 1/2" Thick x 1 1/2" Wide (Top)
Ground Clearance:	2" (Grade Variations will cause inconsistent ground clearance measurements.)




(Gothic caps optional)



# Malibu

The Malibu from Country Estate is the contemporary design alternative with lifelong durability. Enjoy the beauty of traditional white fence without the traditional maintenance. The clean, smooth lines fit many applications including pool enclosures. (Warning: Check local building codes for pool enclosure regulations.) It is constructed of pure virgin polyvinyl compounds that consistently outperform any and all wood, metal or imitation polyvinyl fence products.



Standard Height Options:	36", 42", or 48"
Post Spacing Options:	4' or 6' center-to-center (Notice - Posts must be exactly centered to allow for expansion.)
Post Dimensions:	36" High Fence = 3 1/2" x 3 1/2" x 60" 42" High Fence = 3 1/2" x 3 1/2" x 66" 48" High Fence = 3 1/2" x 3 1/2" x 72"
Standard Post Depth:	36" High Fence = 22" Post Depth (Local conditions may require additional depth.) 42" High Fence = 22" Post Depth 48" High Fence = 22" Post Depth
Standard Cap Style	3 1/2" x 3 1/2" Traditional (External Flange)
Horizontal Dimensions:	1 3/4" Thick x 3 1/2" Wide Radius corner sections also available.
Pickets (Verticals)	
4' Post Spacing	1 15/16" Between Pickets
6' Post Spacing	1 15/16" Between Pickets
Dimensions:	1" Thick x 2" Wide
Ground Clearance:	2"
(Grade variations will cause inconsistent ground clearance measurements.)	




(Gothic caps optional)



# Marseille

The Europeans love lattice because it compliments a garden so well. The purity of white fence with a dash of lattice is not only beautiful when it's new, but unlike traditional fence after years of use, the Marseille doesn't need painting. You can enjoy the climbing ivy without having to tear it down to repaint. Country Estate Fence is constructed of the finest compounds of virgin polyvinyl chloride, a modern man-made substance that won't rot, chip, crack and it never yellows or requires painting. The Europeans were right. There's nothing like a touch of lattice.



*(Gothic caps optional)*

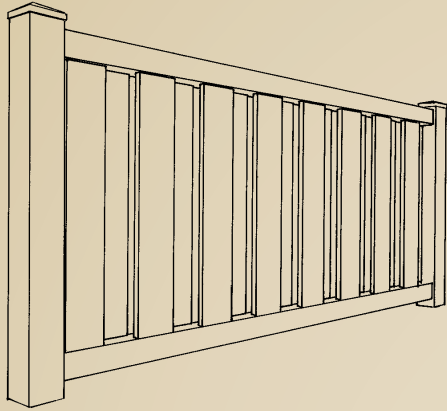


*(Gothic caps optional)*

Standard Height Options:	48", 60", or 72"
Post Spacing Options: (Notice - Posts must be exactly centered to allow for expansion.)	4' or 6'
Post Dimensions:	48" High Fence = 5" x 5" x 84" 60" High Fence = 5" x 5" x 96" 72" High Fence = 5" x 5" x 108"
Standard Post Depth: (Local conditions may require additional depth.)	48" High Fence = 36" Post Depth 60" High Fence = 36" Post Depth 72" High Fence = 36" Post Depth
Standard Cap Style	5" x 5" Traditional (External Flange)
Horizontal Dimensions:	1 3/4" Thick x 3 1/2" Wide
Pickets Dimensions (Verticals)	1" Thick x 6" Wide
Ground Clearance: (Grade variations will cause inconsistent ground clearance measurements.)	2"

# Melbourne with Lattice

Melbourne provides complete privacy while permitting air to pass between the verticals. Great for surrounding patios or swimming pools. Notice the interesting shadow effect created by the offset verticals.



*(New England caps optional)*



Standard Height Options:	48", 60", or 72"
Post Spacing Options:	8' center-to-center (Notice - Posts must be exactly centered to allow for expansion.)
Post Dimensions:	48" High Fence = 5" x 5" x 72" 60" High Fence = 5" x 5" x 96" 72" High Fence = 5" x 5" x 108"
Standard Post Depth: (Local conditions may require additional depth.)	48" High Fence = 22" Post Depth 60" High Fence = 34" Post Depth 72" High Fence = 34" Post Depth
Standard Cap Style	5" x 5" Traditional (External Flange)
Horizontal Dimensions:	3 1/2" Thick x 3 1/2" Wide
Pickets (Verticals) Picket Dimensions:	5 3/8" Between Pickets 1" Thick x 6" Wide
Ground Clearance: (Grade variations will cause inconsistent ground clearance measurements.)	2"



## *Our customers say it best . . .*

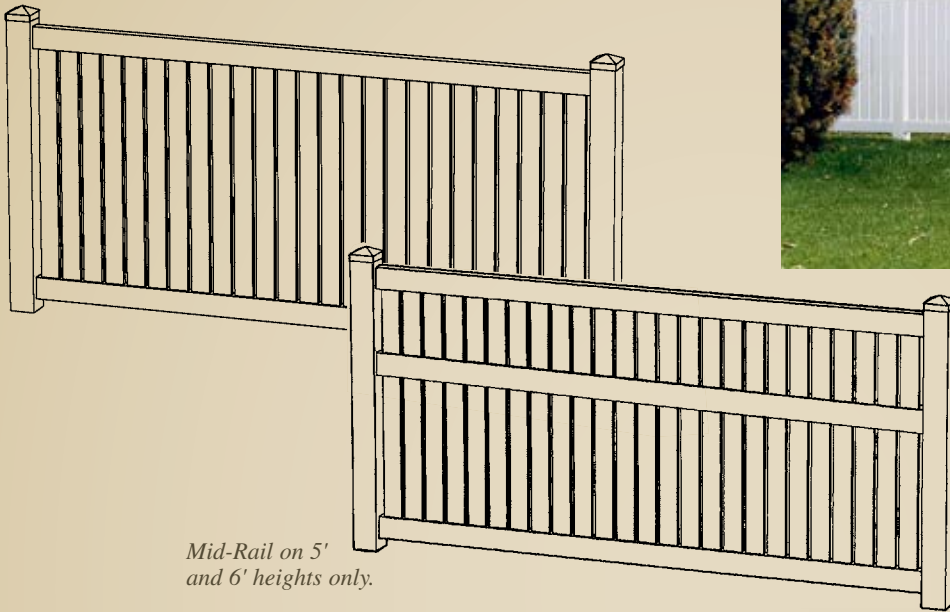
Wonderful products! These were great people to work with. We highly recommend Rick to anyone wanting a fence from a fair, honest and courteous businessman. He went out of his way to meet our needs.

*E.W. - Spokane, WA*

We are very happy with the quality of the product and the professional manner in which it was installed.

*S.H. - Green Bay, WI*

Rochester provides semi-privacy with plenty of free airflow. The clean design makes it ideal for many home styles. You'll like the neighbor friendly style because it looks identical from either side.



*Mid-Rail on 5' and 6' heights only.*

Standard Height Options: 48", 60", 72"

Post Spacing Options: 8' center-to-center  
(Note – Posts must be exactly centered to allow for expansion.)

Post Dimensions: 48" High Fence = 5" x 5" x 84"  
60" High Fence = 5" x 5" x 96"  
72" High Fence = 5" x 5" x 108"

Standard Post Depth: 48" High Fence = 24" Depth  
60" High Fence = 36" Depth  
72" High Fence = 36" Depth

Standard Post Cap: 5" x 5" Traditional (External Flange)

Horizontal Dimensions: 1 3/4" Thick x 3 1/2" Wide (Top, Mid & Bottom Rails)

Picket Dimensions (Verticals): 7/8" Thick x 3" Wide

Ground Clearance: 2"  
(Grade Variations will cause inconsistent ground clearance measurements.)

## *Our customers say it best . . .*

We have the best fence at Lake Barnadette Golf Course. All our neighbors want to do theirs. We have given or passed the name of the company who did our fence and hoped for the best. We selected 3 companies who could have done the job. We liked the design and the price was right from Danielle Fence Co. who did a great job. Thank you.

*M.P. - Zephyrhills, FL*

Staff and Service were beyond anything we expected. It's a treat when people really care and show it. Thanks.

*T.S.T. - Calgary, Alberta*


The manager took the time to drive 30 miles to our home and visit with me about the fence type I wanted, the way it would be put up and how it would blend in with our home, at no cost or high pressure sales pitch. I also talked to other dealers of fencing and they would not take the time to come to our home and see what I wanted to do. I would highly recommend Schultz Fencing to anyone! Their workers are neat, clean and take an interest in the job they do.

*B.P. - Hutchinson, KS*



# Springfield

The Springfield creates a nostalgic ambience of elegance, privacy . . . and turn-of-the century beauty as richly American as popcorn, lemonade, and Fourth of July firecrackers. But, the beauty doesn't end there . . . like all Country Estate PVC fence products, you'll never spend a single hour painting it. It is impervious to weather and it won't rot, peel, or blister. Just enjoy, year after year after year.



(Gothic caps optional)



(Gothic caps optional)



Country Estate Springfield adapts well to sloping terrain — note "steps" on bottom of fence sections. Note: "Standard" Springfield gates are scalloped up, unless specified.


(Gothic caps optional)

Standard Height Options:	48", 60", or 72"
Post Spacing Options: (Notice - Posts must be exactly centered to allow for expansion.)	8' center-to-center
Post Dimensions:	48" High Fence = 5" x 5" x 72" 60" High Fence = 5" x 5" x 96" 72" High Fence = 5" x 5" x 108"
Standard Post Depth: (Local conditions may require additional depth.)	48" High Fence = 24" Post Depth 60" High Fence = 36" Post Depth 72" High Fence = 36" Post Depth
Standard Cap Style	5" x 5" Traditional (External Flange)
Horizontal Dimensions:	1 1/2" Thick x 5 1/2" Wide
Pickets (Verticals) Spacing Between Pickets: Dimensions:	2" 7/8" Thick x 3" Wide
Ground Clearance: (Grade variations will cause inconsistent ground clearance measurements.)	2"



# Windsor

Gain the total privacy you desire in a modern ranch-style fence design. We call it Windsor—many refer to it as “basketweave”. Regardless what you call it, this product is free from traditional maintenance. Country Estate Fence features PVC construction entirely with virgin compounds, impervious to moisture and freezing temperatures, and it won't peel, blister or rot. Forget painting, it's never needed with Country Estate Fence. When you select our product, you've eliminated the traditional maintenance found with wood, metal or imitation polyvinyl fence.



Standard Height Options: 48", 60", or 72"

Post Spacing Options: 8' center-to-center  
(Notice - Posts must be exactly centered to allow for expansion.)

Post Dimensions: 48" High Fence = 5" x 5" x 84"  
60" High Fence = 5" x 5" x 96"  
72" High Fence = 5" x 5" x 108" (Heavy Wall)

Standard Post Depth: 48" High Fence = 36" Post Depth  
(Local conditions may require additional depth.) 60" High Fence = 36" Post Depth  
72" High Fence = 36" Post Depth

Standard Cap Style 5" x 5" Traditional (External Flange)

Horizontal Dimensions: 1" Thick x 6" Wide

Ground Clearance: 2"  
(Grade variations will cause inconsistent ground clearance measurements.)



**COUNTRY**  
**ESTATE**  
FENCE

# Dura-Lattice

The Europeans use lattice throughout their homes, yards and flower gardens because it provides a beautiful setting for flowers and greenery. Durable PVC lattice by Country Estate is one of the most creative tools you can find today. These traditional lattice panels, constructed of scientifically formulated 100% virgin PVC compounds, never need painting. Maintenance? It's reduced to an absolute minimum — no flaking, blistering or rotting, and that's important since nearly all lattice touches the soil or plants at some point. We've combined the beauty of lattice with the impressive durability of PVC for a product with nearly unlimited design capabilities. Bring that Mediterranean feeling to your own yard today. . . with Country Estate Dura-Lattice.



## SIZES AVAILABLE

4' x 8' Panels

1/4" x 1 1/2" strips placed at 45° angle

2" openings



Neighbor  
Friendly

COUNTRY<sup>®</sup>  
ESTATE  
FENCE, DECK & RAILING

*Fences that look the  
same from either side.*

This page: *Missouri*



*We Care*

## Neighbor Friendly Fence



- Neighbor Friendly Fences by Country Estate enjoy the same 50-Year, non-prorated Country Estate Limited Warranty that covers ALL of the PVC fencing products manufactured by Nebraska Plastics, Inc.
- All Neighbor Friendly Fences are manufactured from unique Country Estate premium quality PVC compounds.
- Each profile used in Neighbor Friendly Fence by Country Estate is extruded to the same premium quality standards found in all Country Estate Fence profiles, meeting or exceeding ASTM standard specification F964-02.
- All Neighbor Friendly Fence styles meet the 50%-open specification required by some building codes.
- All materials carry Underwriters Laboratories fire and smoke ratings.
- Each Neighbor Friendly Fence style meets our exacting standards for strength, durability and beauty.

*Superior Quality is our Trademark.*


# Atlantic and Cape Cod

Relive a walk on the beachfront every time you step out the front door with Atlantic, as each look at the nostalgic design evokes memories of picnics and homemade ice cream. Your neighbors will feel the same, too, thanks to its Neighbor-Friendly design, which looks the same from either side.

Standard height	36", 42" and 48"
Post spacing option	72" center to center
Post dimension	36" = 3 1/2 x 3 1/2 x 60" 42" = 3 1/2 x 3 1/2 x 66" 48" = 3 1/2 x 3 1/2 x 72"
Standard post depth	36" High Fence= 24" 42" High Fence= 24" 48" High Fence= 24"
Standard cap	3 1/2" Deep Flange
Horizontal Dimension	1 3/4" Thick x 3 1/2" Wide x 71" Long
Pickets	3/4" Thick x 1 1/2" Wide
Spacing	3 1/2" spacing
Ground Clearance	2"



*Atlantic™*




*Atlantic™*

Enjoy the nostalgic look of Cape Cod and still meet the 50% percent open specification required by some building codes. This classic adds a rich look to any contemporary home without the headaches often associated with a picket fence... like fading, peeling and cracking.

Standard height	36" , 42" and 48"
Post spacing option	72" center to center
Post dimension	36" = 3 1/2 x 3 1/2 x 60" 42" = 3 1/2 x 3 1/2 x 66" 48" = 3 1/2 x 3 1/2 x 72"
Standard post depth	36" High Fence= 24" 42" High Fence= 24" 48" High Fence= 24"
Standard cap	3 1/2" Deep Flange
Horizontal Dimension	1 3/4" Thick x 3 1/2" Wide x 71" Long
Pickets	7/8" Thick x 3" Wide spade top picket
Spacing	3 1/2" spacing
Ground Clearance	2"



*Cape Cod™*

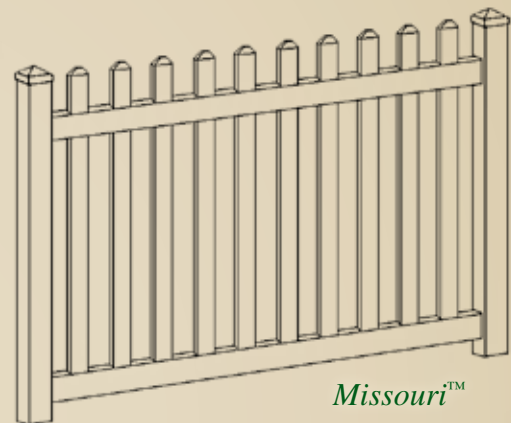


*Cape Cod™*

# Missouri

Tom Sawyer would have loved the clean look of the picket-style Missouri fence, no matter which side faced his beloved Mississippi River. Best of all, he would have never had the chore of painting it every few years, or had to con his friends into helping him.

Standard height	36" , 42" and 48"
Post spacing option	72" center to center
Post dimension	36" = 3 1/2 x 3 1/2 x 60" 42" = 3 1/2 x 3 1/2 x 66" 48" = 3 1/2 x 3 1/2 x 72"
Standard post depth	36" High Fence= 24" 42" High Fence= 24" 48" High Fence= 24"
Standard cap	3 1/2" Deep Flange
Horizontal Dimension	1 3/4" Thick x 3 1/2" Wide x 71" Long
Pickets	7/8" Thick x 3" Wide
Spacing	3 1/2" spacing
Ground Clearance	2"




# Pacific

(Continued on next page)

Available in three heights, the Pacific provides a secure boundary for pets and children, yet provides free air movement and a clean look that complements any yard. Its simple, smooth-line design can be further personalized with your choice of cap designs to make it your own.


Standard height	36" , 42" and 48"
Post spacing option	72" center to center
Post dimension	36" = 3 1/2 x 3 1/2 x 60" 42" = 3 1/2 x 3 1/2 x 66" 48" = 3 1/2 x 3 1/2 x 72"
Standard post depth	36" High Fence= 24" 42" High Fence= 24" 48" High Fence= 24"
Standard cap	3 1/2" Deep Flange
Horizontal Dimension	1 3/4" Thick x 3 1/2" Wide x 71" Long
Pickets	3/4" Thick x 1 1/2" Wide
Spacing	3 1/2" spacing
Ground Clearance	2"



# Pacific Diamond

Similar to the Pacific, the Pacific Diamond features diamond-shaped, one-inch square pickets for strength, clean lines and dynamic shadowing that looks great with any modern home style. Best of all, the diamond pickets, which can be hard to reach with a brush, never need painting.

Standard height	36" , 42" and 48"
Post spacing option	72" center to center
Post dimension	36" = 3 1/2 x 3 1/2 x 60" 42" = 3 1/2 x 3 1/2 x 66" 48" = 3 1/2 x 3 1/2 x 72"
Standard post depth	36" High Fence= 24" 42" High Fence= 24" 48" High Fence= 24"
Standard cap	3 1/2" Deep Flange
Horizontal Dimension	1 3/4" Thick x 3 1/2" Wide x 71" Long
Pickets	1" Thick x 1" Wide (on diamond shape)
Spacing	3 11/16" spacing
Ground Clearance	2"



# Potomac

With its sturdy, evenly spaced pickets, the Potomac provides a distinctive style that complements a variety of home designs. Yet, this economical option still offers all the trouble-free features of virgin polyvinyl that make it free from traditional maintenance.

Standard height	48", 60" and 72"
Post spacing option	72" center to center
Post dimension	48" = 5 x 5 x 72" 60" = 5 x 5 x 96" 72" = 5 x 5 x 108"
Standard post depth	48" High Fence = 24" 60" High Fence = 36" 72" High Fence = 36"
Standard cap	5" Deep Flange
Horizontal Dimension	2" Thick x 3 1/2" Wide x 71" Long (top) 2" Thick x 6" Wide x 71" Long (bottom)
Pickets	7/8" Thick x 3" Wide
Spacing	3 11/32" spacing
Ground Clearance	2"





# Ranchero and Ranchette

Whether it serves as the boundary for a flower garden or a small estate, a Ranchero fence makes a beautiful, yet distinct border around any property. One or two rails establish a clear deterrent without becoming a barrier to people or lawn equipment.

Standard height	16" = one rail, 24" = two rail
Post spacing option	72" center to center
Post dimension	16" = 3 1/2 x 3 1/2 x 30" 24" = 3 1/2 x 3 1/2 x 40"
Standard post depth	16" High Fence = 14" 24" High Fence = 16"
Standard cap	3 1/2" Deep Flange
Horizontal Dimension	1" Thick x 4" Wide x 71" Long
Spacing	7" Between (two rail)
Ground Clearance	10" (one rail) or 7" (two rail)



Available with one or two rails, the Ranchette provides the perfect accent to a home without hiding the home itself. A minimum of eight inches of ground clearance (two-rail model) allows effortless mowing or string trimming between posts for a clean, well-manicured property.

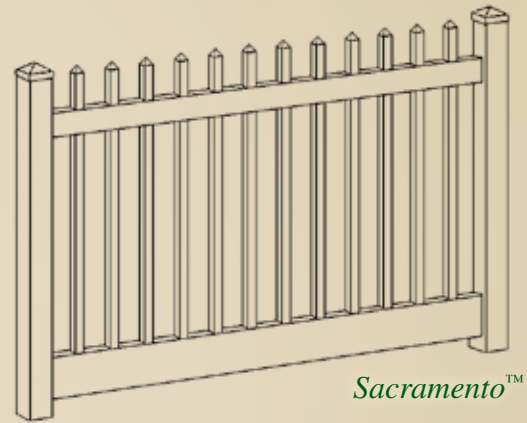
Standard height	17" = one rail, 24" = two rail
Post spacing option	72" center to center
Post dimension	17" = 3 1/2 x 3 1/2 x 30" 24" = 3 1/2 x 3 1/2 x 40"
Standard post depth	17" High Fence = 13" 24" High Fence = 12"
Standard cap	3 1/2" Deep Flange
Horizontal Dimension	1 3/4" Thick x 3 1/2" Wide x 71" Long
Spacing	7" Between (two rail)
Ground Clearance	11 1/2" (one rail) or 8" (two rail)



# Sacramento

With its 1 1/2-inch square pickets, the Sacramento is the perfect compromise between a traditional picket fence and a contemporary Pacific style. As a result, it's looks equally at home beside a concrete driveway or a brick sidewalk.

Standard height	48", 60" and 72"
Post spacing option	72" center to center
Post dimension	48" = 5 x 5 x 72" 60" = 5 x 5 x 96" 72" = 5 x 5 x 108"
Standard post depth	48" High Fence = 24" 60" High Fence = 36" 72" High Fence = 36"
Standard cap	5" Deep Flange
Horizontal Dimension	2" Thick x 3 1/2" Wide x 71" Long (top) 2" Thick x 6" Wide x 71" Long (bottom)
Pickets	1 1/2" Thick x 1 1/2" Wide
Spacing	3 3/4" spacing
Ground Clearance	2"




# COUNTRY ESTATE®

FENCE, DECK & RAILING

## Country Estate® Decking

Country Estate Decking adds beauty and comfort to every setting.

- Always cool to the touch and kind to bare feet. Surface is sanded and grooved for a non-slick surface.
- Much easier to wash than wooden or concrete surfaces.
- Country Estate Decking is made from 100% virgin PVC.
- The color is solid throughout our extrusion so it never shows a second color when scratched or marred like co-extruded polyvinyl.
- Never discolors from pressure washing or constant exposure to water.
- Forget splinters, rotting deck or squeaks.
- No nail heads to snag — snow scoops off easily.
- No more waterproofing with sealants or chemicals again — a safer play surface for children.



# COUNTRY ESTATE®

FENCE, DECK & RAILING

## Country Estate® Railing

Ad lasting beauty with Country Estate porch, deck and balcony railing.

Country Estate Railings provide a beautiful finishing touch to any property and are free from traditional maintenance. The wide selection of styles provides a beautiful compliment for virtually any type of architecture.

All Country Estate Railings (except teardrop baluster) meet or exceed ICC specifications listed in AC-174 and have been independently verified by Architectural Testing Incorporated. You can view the Nebraska Plastics, Inc. Code Compliance Research Report at [www.archtest.com](http://www.archtest.com).

Country Estate Railings are designed with aesthetics and safety in mind. When properly installed, Country Estate Railings are a beautiful and secure addition to your construction project.

Country Estate Railings are made with 100% virgin polyvinyl and reinforced with a system of aluminum and wood for lasting superior structural integrity.



*1" x 2" Railing*



*1.5" x 1.5" Railing*



*TearDrop Baluster Railing*



*1.5" x 1.5" Spindle Railing with T-Rail*



*Safety Rail*